

Are you ready for a

# WILD ADVENTURE?



Dear Parents, Readers, Teachers, and Music Fans,

Welcome to Maestro Mouse's **WILD SYMPHONY**! Dan Brown, #1 *New York Times* bestselling author, brings you a mindful, mysterious, musical, and uniquely entertaining book for the whole family.

Did you know that world-renowned author Dan Brown began writing music long before he wrote stories? Growing up in a family of musicians, Dan discovered the uniting power of music at a young age. In this debut picture book, Brown brings together his love of music and writing for a new kind of storytelling, perfect for family together time.

In these pages, you will find suggestions for using this book for traditional storytimes, music lessons, social-emotional learning moments, puzzle nights, and dance-a-thons! The best part of **WILD SYMPHONY** is that there are so many ways your family can use and revisit it! Whether your kids gravitate toward the whimsical prose, Susan Batori's beautiful art, the vivacious music, or all three, they will surely be captivated by this book. With this kit by your side, you'll adventure through this wild symphony again and again!

From,  
Your friends at Random House Children's Books



VISIT **WILDSYMPHONY.COM** FOR MORE WILD ADVENTURES!



# How to use **WILD SYMPHONY** AT HOME

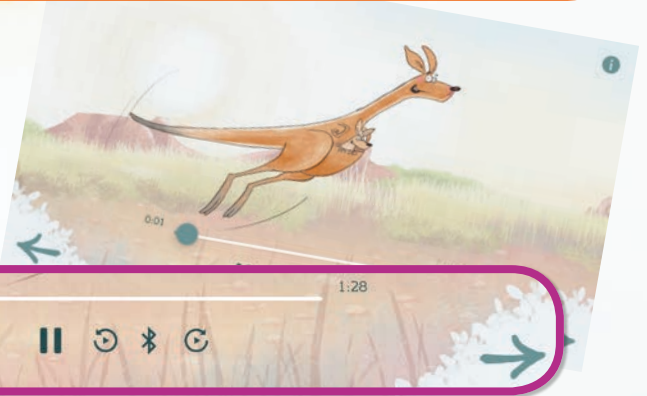
Once you have the book, you can do traditional read-alouds with the family, or you can download the app and listen to the music for each spread as you read.



▶ If you would like to hear original music compositions for each animal while you read the book, open the camera on your phone or tablet to scan the QR code (or visit [wildsymphony.com](http://wildsymphony.com)) to download the free app.

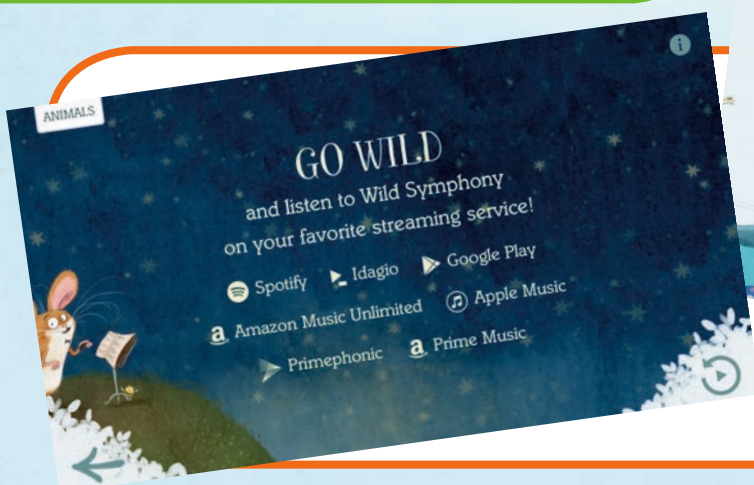
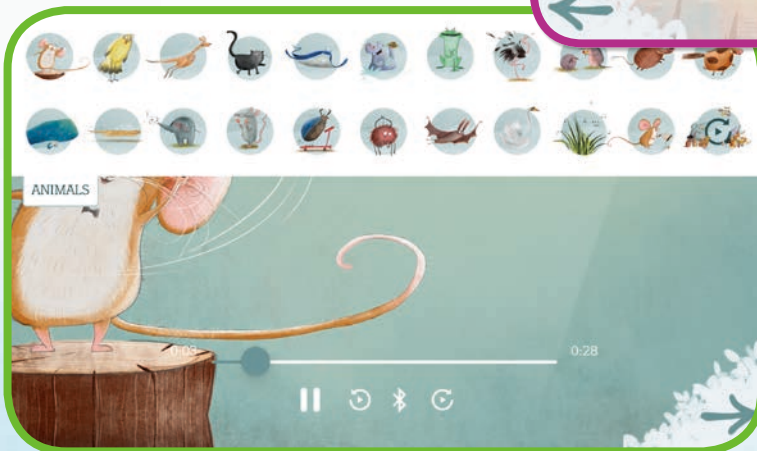


▶ Hold your phone over any page in the book to scan the page and listen to that animal's song.



Or just tap the arrows in the bottom left and right corners to switch between pages.

▶ Revisit your favorite animal's song at any time by clicking the animal in the "animals" dropdown in the top left corner.

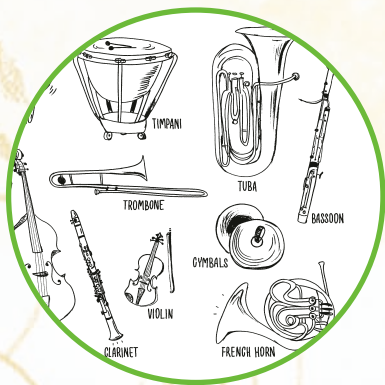



Happy reading! (And listening!)

VISIT [WILDSYMPHONY.COM](http://WILDSYMPHONY.COM) FOR MORE WILD ADVENTURES!



# How to use **WILD SYMPHONY** **AT HOME—EXTRAS!**



**IDENTIFY THE INSTRUMENTS.** Print out images from the internet of some of the instruments from **WILD SYMPHONY**, such as: piano, clarinet, cello, bassoon, tambourine, trumpet, trombone, harp, and timpani. See if kids can match the images with the drawings from the book—help them out the first few rounds, and then see if they can match them themselves!

**IDENTIFY THE SOUNDS.** If you want to go even further, play clips from YouTube of each instrument playing basic notes or chords. Make sure your child knows which instrument they are listening to! Then listen to the **WILD SYMPHONY** soundtrack and see if they can pick out the different instruments in the music!



**TIE IT INTO THE BOOK.** Each animal shares a unique characteristic with its instrument in **WILD SYMPHONY**. For example, the kangaroo plays the timpani, which makes a loud, bouncing sound. Kids can discuss the different characteristics of sounds and instruments by comparing them to each animal in the book.

VISIT **WILDSYMPHONY.COM** FOR MORE WILD ADVENTURES!



# How to use **WILD SYMPHONY** **AT HOME—EXTRAS!**



**BOUNCE AND DANCE AROUND!** Each animal in the book has its own movement—both musically and physically! The woodbirds chirp, the kangaroos bounce, the ray glides, the frogs croak! Encourage kids to imitate the animals on every page in whatever fashion they feel most in touch with. Do they want to jump around the room like a kangaroo? Or sit still on the floor and croak like a frog? Let the children explore their creativity through the animals they like best!

**PUZZLE YOUR WAY THROUGH.** Kids might spot the surprises that Maestro Mouse has left for them—a hiding buzzy bee, jumbled letters that spell out clues, and even a coded message to solve! Help kids find the puzzles woven into the art throughout the book and see what you can solve together. It may take the whole family to solve some of them!



**THE MORAL OF THE STORY.** Every spread contains Maestro Mouse holding up a related lesson for the reader. On the second or third read, go through the book and isolate the lessons to read aloud. Discuss each one. Do the kids agree with Maestro Mouse's lessons? How do the animals on the page illustrate the lessons? How does each moral make them feel? How do all the lessons come together in the end to encourage us to work together?

VISIT **WILDSYMPHONY.COM** FOR MORE WILD ADVENTURES!



# How to Make Your OWN INSTRUMENTS at Home



## DRUMS & MARACAS.

Use an empty coffee tin, oatmeal container, or any type of old plastic container as a drum! Be sure you still have the plastic lid. Encourage kids to decorate the outside with paper and the cut-out art from

the next page of this kit. Have kids use old chopsticks or any sticks found outside as drumsticks.

**BONUS!** To make this into a maraca or noise maker, fill the tin/can or even an old Tupperware with uncooked beans, rice, sprinkles, etc.! Have the kids experiment by filling it with different items and seeing how it changes the sound. Then, shake, shake, shake!

**GUITAR.** Make a rubber band cereal box guitar! Make sure the cereal box is empty and resealed using tape at the top. Cut a round hole (about four inches in diameter) approximately three-quarters of the way down the front of the box. Wrap two or three rubber bands longways across the box so they fall over the center of the hole you have made. Strum the rubber bands to make music!

To make the cereal box look even more like a guitar, add an empty paper towel roll to the top and adhere using tape or glue. Have kids decorate their box with the **WILD SYMPHONY** art enclosed, or their own drawings.



**CYMBALS.** Do you have any old CDs or DVDs lying around? Loop a strip of fabric or ribbon through the center hole and tie it off at the point where it will fit three or four fingers of your child's hand. Have your kids bang them together for a fun (not quite as loud as a cymbal) sound!

**TAMBOURINE.** If you happen to have any silver jingle bells at home, this is the perfect craft. Line up two thick paper plates against each other to form a kind of tambourine, keeping the space in between empty. Punch 5-6 holes along the edge of each, making sure they line up. Using a fishing line or thin wire, thread two jingle bells through each hole as tight as you can. Have kids color the paper plates for a personalized instrument, or use the art on the next page!



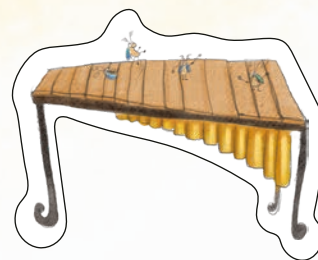


VISIT **WILDSYMPHONY.COM** FOR MORE WILD ADVENTURES!



# INSTRUMENT Decorations



With an adult's help, cut out these images from **WILD SYMPHONY** and tape or glue to your homemade instruments to decorate them!



VISIT **WILDSYMPHONY.COM** FOR MORE WILD ADVENTURES!

# INSTRUMENT Decorations

With an adult's help, cut out these images from **WILD SYMPHONY** and tape or glue to your homemade instruments to decorate them!



VISIT **WILDSYMPHONY.COM** FOR MORE WILD ADVENTURES!




Create your own

# WILD SYMPHONY

## Finger Puppets!




Use with your Meet My Friends Poster! Have kids color in the below puppets, and then cut them out with the help of a grown-up. Wrap the tabs on each side of the below puppets around your finger, securing the tabs with some tape or glue to create a band. Then encourage kids to hold the finger puppets up to the poster and make the characters a part of the larger symphony with hippo, kangaroo, and friends!




© 2020 by Dan Brown. Illustrations by Susan Batori



© 2020 by Dan Brown. Illustrations by Susan Batori



© 2020 by Dan Brown. Illustrations by Susan Batori



© 2020 by Dan Brown. Illustrations by Susan Batori

VISIT [WILDSYMPHONY.COM](http://WILDSYMPHONY.COM) FOR MORE WILD ADVENTURES!



# Meet My Friends!

ANXIOUS OSTRICH  
CAN GET A LITTLE  
STRESSED.  
BUT SHE KNOWS  
IT'S OKAY TO TAKE  
TIME TO UNWIND!

WILD BOAR NEVER  
JUDGES A BOOK BY  
ITS COVER!

COME ON,  
LET'S PLAY!

CLUMSY KITTENS  
DON'T MIND A  
LITTLE TUMBLE—  
THEY KNOW THEY'LL  
LAND ON THEIR  
PAWS!

HAPPY HIPPO LOVES THE  
SIMPLE THINGS IN LIFE—LIKE A  
MUDDY POND AND CLUMPS OF  
WEEDS TO NIBBLE ON!

BOUNCING KANGAROO KNOWS  
THAT WE ALL HAVE SPECIAL  
TALENTS—LIKE BOUNCING HIGH,  
BOUNCING LOW, BOUNCING  
EVERYWHERE YOU GO!

EAGER ELEPHANT KNOWS  
PRACTICE IS WORTH IT. NO MATTER  
HOW HARD LEARNING CAN BE!



VISIT [WILDSYMPHONY.COM](http://WILDSYMPHONY.COM) FOR MORE WILD ADVENTURES!